

The Salesian Certificato



Name: _____

Tutor: _____

Tutor group: _____ House _____

The Salesian Houses



SAVIO

Dominic Savio was one of Don Bosco's Oratory boys. Don Bosco's mother said he had an especially good heart, and Pope Pius XI called him a 'towering giant in spirit' after he died aged just 14. He was canonised in 1954.

FEAST DAY: May 6th



RUA

Don Michael Rua also began as one of Don Bosco's Oratory boys. He was known for his fatherliness and succeeded Don Bosco as leader of the

Salesians, helping the order to spread to 33 countries.

FEAST DAY: October 29th



ZATTI

Blessed Artimide Zatti joined the Salesians in Argentina in his teens. He caught tuberculosis while nursing a priest and was cured after praying to Mary Help of Christians. He dedicated the rest of his life to caring for the sick.

FEAST DAY: March 15th



RINALDI

Phillip Rinaldi joined the Salesians aged 22. He was humble, fatherly and innovative, becoming the fourth leader of the order in 1922. His commitment to caring for the world led to the formation of the 'Volunteers of Don Bosco'.

FEAST DAY: December 5th



MAZZARELLO

Mary Mazzarello founded the Salesian Sisters with Don Bosco in 1872. She was known for her cheerful spirit and willingness to help others, even at a cost to herself. She was known to all who knew her as Mother Mazzarello.

FEAST DAY: May 14th

House Points

House points are the way in which Salesian School recognises achievement in all aspect of school life. You can be awarded house points:

- for academic performance and effort
- for extra-curricular activities
- for good deeds, being helpful and fund raising
- or at the discretion of your Tutor, Teacher and Head of Year, Head of House

Accumulating points will earn you certificates, as follows:

- 100 House points Bronze Certificate
- 200 House points Silver Certificate
- 300 House points Gold Certificate
- 500 House points Platinum Certificate

House points are totalled on a regular basis and certificates will be issued at various different points in the year.

Section 1: Skills



Please answer the following questions:

Why are skills important?

What are skills?

Which skills do you need in school?

What skills are employers looking for?

What skills do you already have?

Which skills do you think you need to develop?

Skills

The new skill I have learnt:

I have achieved grade 1 in violin

Where I learnt the skill:

By doing extra curricular music lessons outside of school

How I have benefitted from this skill:

I have benefited from this skill because I now know how to read music faster which will help me in my music lessons. I have also learnt about the importance of practicing in my own time in order to get better at something.

Signed (Tutor):



The new skill I have learnt:

Where I learnt the skill:

How I have benefitted from this skill:

Signed (Tutor):



The new skill I have learnt:

Where I learnt the skill:

How I have benefitted from this skill:

Signed (Tutor):



Skills

The new skill I have learnt:

Where I learnt the skill:

How I have benefitted from this skill:

Signed (Tutor):



The new skill I have learnt:

Where I learnt the skill:

How I have benefitted from this skill:

Signed (Tutor):



The new skill I have learnt:

Where I learnt the skill:

How I have benefitted from this skill:

Signed (Tutor):



Skills

The new skill I have learnt:

Where I learnt the skill:

How I have benefitted from this skill:

Signed (Tutor):



The new skill I have learnt:

Where I learnt the skill:

How I have benefitted from this skill:

Signed (Tutor):



The new skill I have learnt:

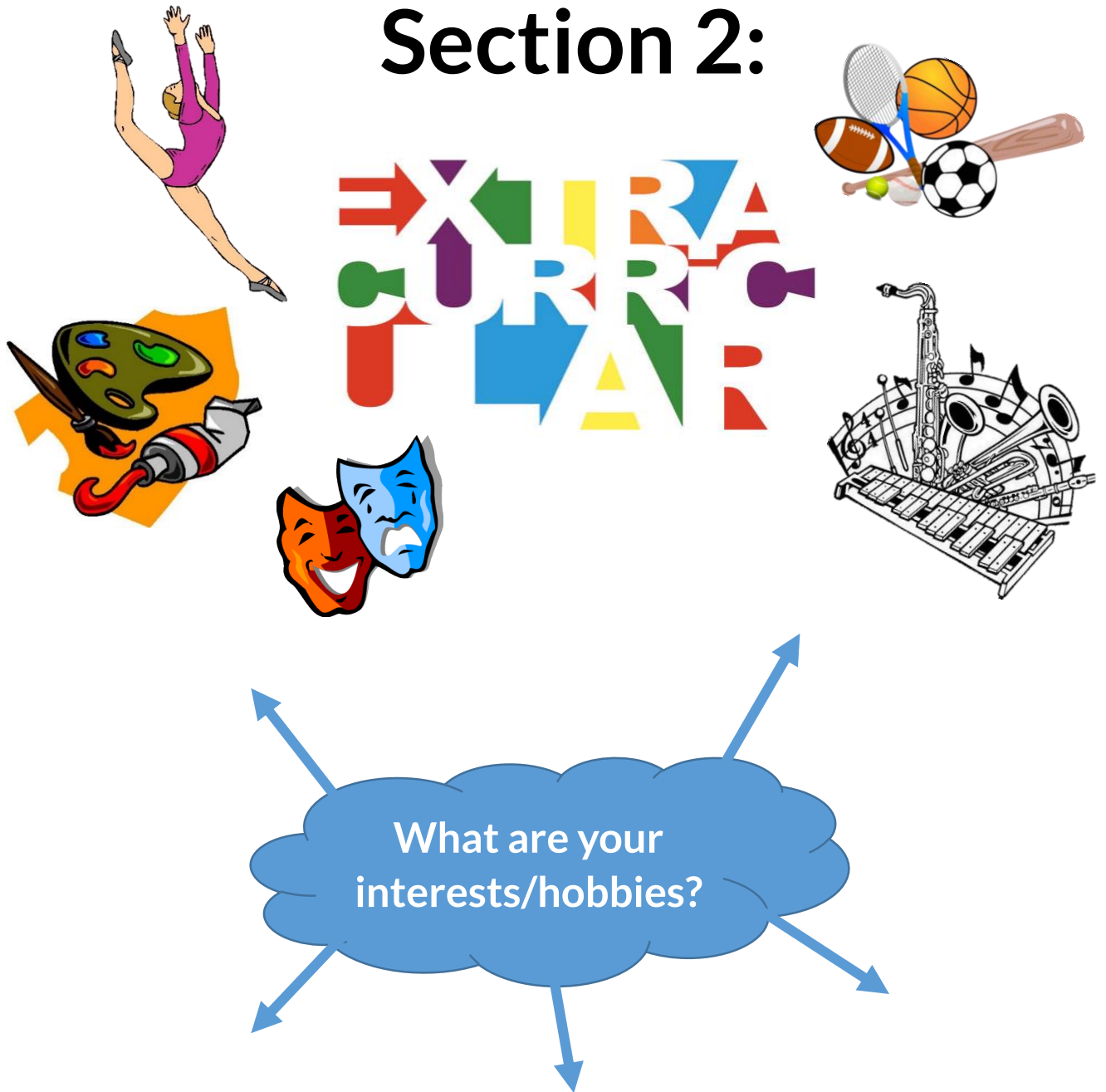
Where I learnt the skill:

How I have benefitted from this skill:

Signed (Tutor):



Section 2:



YOUR MISSION: Take part in at least 1 extra curricular activity a week

You need to join as many clubs as possible so you can develop your interests and skills! Take advantage of every opportunity!



Extra-Curricular Goals

Autumn Term

Club or activity	Day	Time (lunch/after school)

Spring Term

Club or activity	Day	Time (lunch/after school)

Summer Term

Club or activity	Day	Time (lunch/after school)

Extra-curricular passport

Remember to get a teacher to sign and date your passport if you attend any extra-curricular activity. This includes all optional lunchtime and afterschool activities. When you reach a rosette, see your tutor for your house points.




Extra-curricular passport

Remember to get a teacher to sign and date your passport if you attend any extra-curricular activity. This includes all optional lunchtime and afterschool activities. When you reach a rosette, see your tutor for your house points.



Section 3: Spiritual Life

If the swimming pool represents a relationship with God, which person best represents where you're at?



Circle where you are right now with your faith. Explain why

.....

.....

.....

Highlight where you would like to be in your faith. Explain how you can achieve this





.....

.....

.....

Spiritual Life passport

Remember to get a teacher to **sign and date** your passport if you attend any activity relating to your faith in school **and outside of school**. This includes all optional lunchtime and afterschool activities at Church, the Chapel, Youth Group and Christian Union. When you reach a rosette, see your tutor for your house points.

Section 4: Charity Work












Research one more quote about charity:

Explain why you like that quote:

Section 4: Charity Work

Remember to get a teacher/leader to **sign and date** your passport if you help with house charities or take part in charity work outside of school. See your tutor for your house points.

<p>Name of Charity: <i>Save the Children</i></p> <p>Type of event: <i>Cake Sale</i></p> <p>How you contributed: <i>I baked 50 cupcakes and sold them to members of my Church. The money raised will help children in poor countries go to school</i></p> 	<p>Name of Charity:</p> <p>Type of event:</p> <p>How you contributed:</p> 
<p>Name of Charity:</p> <p>Type of event:</p> <p>How you contributed:</p> 	<p>Name of Charity:</p> <p>Type of event:</p> <p>How you contributed:</p> 
<p>Name of Charity:</p> <p>Type of event:</p> <p>How you contributed:</p> 	<p>Name of Charity:</p> <p>Type of event:</p> <p>How you contributed:</p> 
<p>Name of Charity:</p> <p>Type of event:</p> <p>How you contributed:</p> 	<p>Name of Charity:</p> <p>Type of event:</p> <p>How you contributed:</p> 
<p>Name of Charity:</p> <p>Type of event:</p> <p>How you contributed:</p> 	<p>Name of Charity:</p> <p>Type of event:</p> <p>How you contributed:</p> 